

SNOWMOBILE GRANT PROGRAM

Cathy Burrow

Catherine.Burrow@Wisconsin.gov

608-267-0494

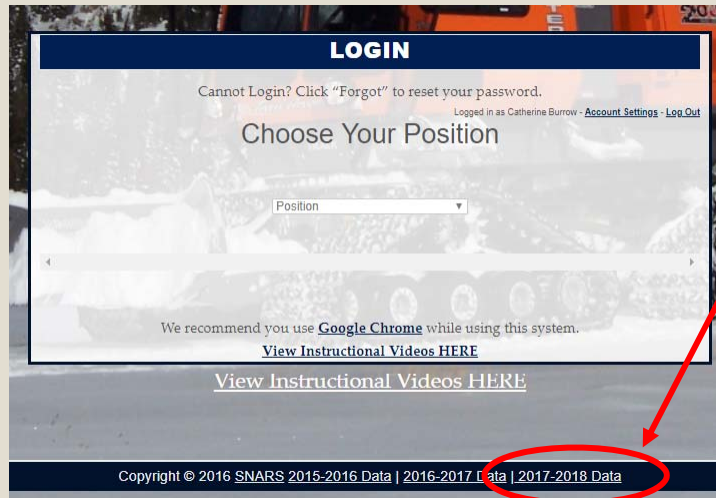
SNARS update

Accessing Past Season Data

- You do not need an assigned role in SNARS to view past season's entries.
- Go to the SNARS website:
<https://wi.groomertrackingsystems.com/>
DO NOT LOGIN TO THE SYSTEM
- Click on the link at the bottom that shows past year's data
- Enter the username and password supplied

SNARS UPDATE

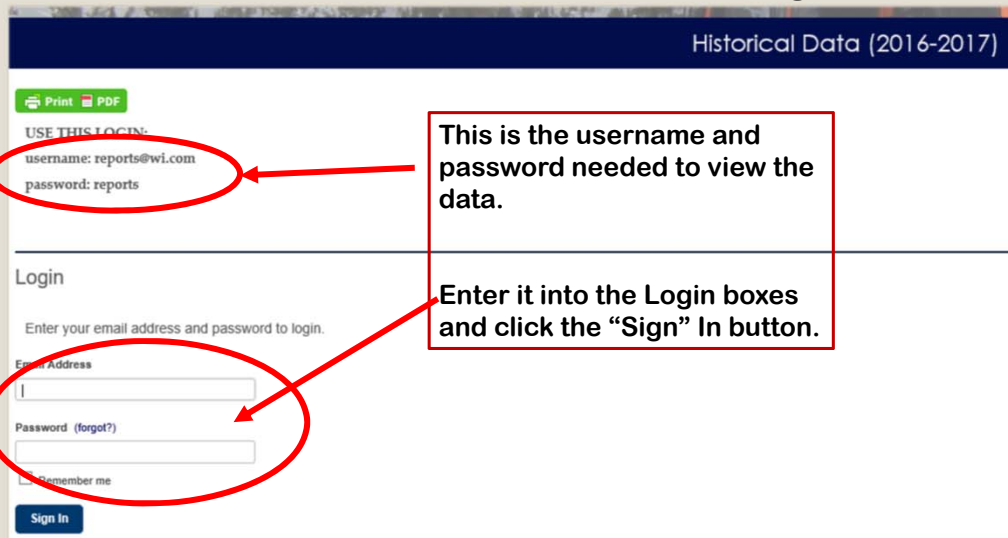
Accessing Past Season Data



This is the link to last season's data.

SNARS UPDATE

Accessing Past Season Data



This is the username and password needed to view the data.

Enter it into the Login boxes and click the "Sign" In button.

Historical Data (2017-2018)

Print PDF

USE THIS LOGIN:
 username: reports@vi.com
 password: reports

Logged in as Reports 17-18 - [Account Settings](#) - [Log Out](#)

Export Reports

Grooming Units
Project Grants
Annual Grants
County Fees
County Profiles

Counties

Showing 1-64 of 94 [add filters](#) [export](#) 100 per page

County	Funded Trail	Unfunded Trail	Grooming Total	Non-Grooming Total	Total Admin Fees	Non Funded Total	Annual Grant (\$250 Cap)	Supplemental Cap (\$750)	Total Submitted (No Cap)	County Details
Adams County	220.00mi		\$4,070.00	\$22,279.63	\$1,897.50	\$803.00	\$0.00	\$0.00	\$28,247.33	View All Entries and Requests
Adams, Town Of Rome						\$0.00	\$0.00	\$0.00	\$0.00	View All Entries and Requests
Ashland County	205.40mi	0.00mi	\$91,319.50	\$24,161.24		\$0.00	\$0.00	\$0.00	\$115,480.74	View All Entries and Requests
Barron County	309.70mi	4.20mi	\$82,745.00	\$37,336.60	\$2,298.17	\$0.00	\$0.00	\$0.00	\$122,379.77	View All Entries and Requests
Bayfield County	437.00mi	0.00mi	\$199,020.00	\$21,399.35		\$0.00	\$0.00	\$0.00	\$220,419.35	View All Entries and Requests

Grooming Vs. Non-Grooming

Below are the number of funded grooming vs. non-grooming for this county. (Funded)

Category	Percentage
Grooming	90.29%
Non-Grooming	9.71%

Entries Per Club

Below are the proportion of entries (grooming and non) for each club within the county.

Club	Percentage
Washburn Valhellers	27.57%
Waino Riders Snowmobile Club	0%
South Shore Trail S C	6.2%
Namakagon Trail Groomers	28.04%
Drummond Sno-Jacks	18.6%
Bayfield County Snowmobile Alliance	4.3%
Barnestormers Sc	15.29%

SNARS UPDATE

Accessing Past Season Data

- In addition to the pie charts, you'll see:
 - All clubs and their details, including:
 - Miles (funded & unfunded)
 - Website address (if available)
 - Grooming Equipment
 - County Fees (administrative, county work-force, etc.)
 - Grooming entries
 - Non-grooming entries
 - Trails

SNARS UPDATE

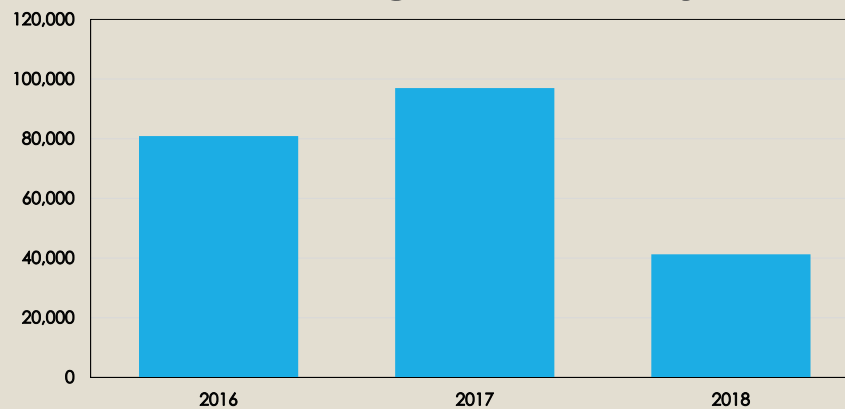
- Annual August Maintenance Shut-down
 - Grooming rates
 - Software updates
 - Archive historical data
 - When an entire year's data is in the system, it slows down performance.
- Eligible/Ineligible Trail Maintenance Tasks:
dnr.wi.gov/Aid/documents/snow/SNARS_Maint_EntryRules.pdf

TRAIL PASS HISTORY

	Passes Sold		
	2015-16 Season	2016-17 Season	2017-18 Season
Club Trail Passes (\$10)	61,979	65,581	63,024
Non-Discounted Passes (\$30)	58,970	64,743	62,988
Out-of-State Passes (\$50)	16,766	14,349	21,634

3-YEAR REGISTRATION TERM

Vehicles Registered Annually



Funding Meeting Update – Aug. 29, 2018

Snowmobile Recreation Council made funding recommendations.

- \$5,689,000 maintenance funding at 300/mile
- \$2,900,000 available for development funding
 - \$743,000 – Bridge Rehab
 - \$ 35,000 – Trail Rehab
 - \$411,000 – Mandatory Relocation
 - \$357,000 – Discretionary Relocation
 - \$363,529 – New Bridges
 - \$ 12,500 – Land Acquisition
- \$500,000 – Storm Damage set aside; \$50K awarded

Supplemental Update: 2017-18 Season

- Initial claims: \$2.17 Million (unaudited)
 - '16-17: \$1.5 Million claimed; paid: \$1.26M
 - '15-16: \$1.4 Million claimed; paid: \$1.33M
 - '14-15: \$1.6 Million claimed; paid: \$1.56M
- No pro-rate. Funding will be at 100%
- 23 Counties: \$2,141,660
- 5 Clubs for state trails/forests:
\$36,471

Council Update

- Report to Joint Finance Committee regarding funding of new miles.
- Expectation is to award new miles in August 2019
 - New mile ranking/rating spreadsheet
 - Maps with existing & new request trails clearly marked
 - Justification for funding (volume, connections, etc.)
- GIS Mapping plan
- Next Meeting: Feb. 12, 2018 in Minocqua

QUESTIONS?

Cathy Burrow

Catherine.Burrow@Wisconsin.gov

608-267-0494